

# Architectural Series




Architectural Series offers an upgraded look of traditionally-turned 1-1/2" Colonial balusters. This period-correct design is sure to bring that touch of detail to your home.



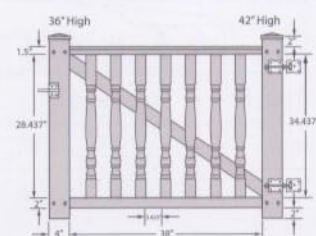
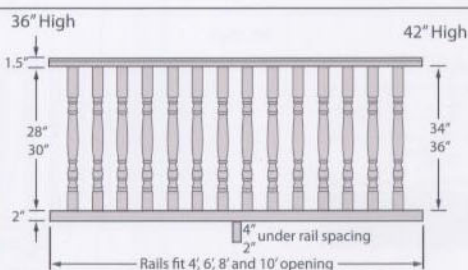
## Architectural Series Specifications



	Height	Length
Straight	36", 42"	4', 6', 8', 10'
Stair	36"	4', 6', 8'



Available in White, Tan and Clay



# Classic Series




Classic Series simulate a painted wood rail, making this one of our most popular styles. Classic delivers a clean and bold look for a porch or deck of any size or configuration.

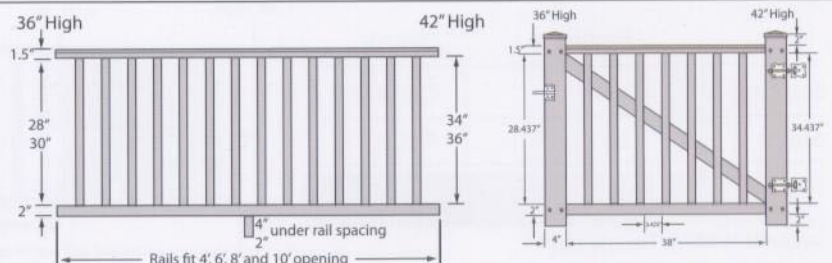


## Classic Series Specifications

	Height	Length
Straight	36", 42"	4', 6', 8', 10'
Stair	36"	4', 6', 8'



Available in White, Tan and Clay



Learn more at [colorguardrailing.com](http://colorguardrailing.com) or 800-832-8914



# Madison Series



Madison Series provide simple functionality at an excellent value! Designed with a larger, bolder, full 2" square balusters along with a flat top rail, which make it a convenient place to rest a glass or sunglasses.

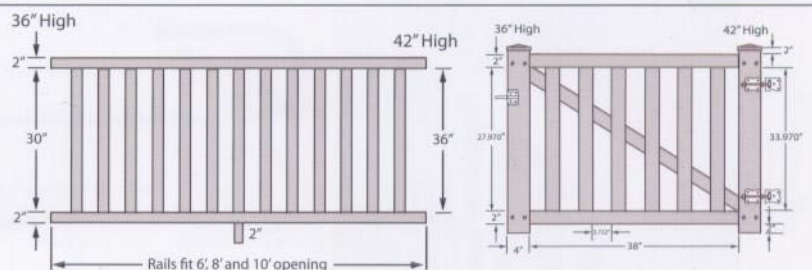


## Madison Series Specifications

	Height	Length
Straight	36", 42"	6', 8', 10'
Stair	36"	6', 8'



Available in White, Tan and Clay



Learn more at [colorguardrailing.com](http://colorguardrailing.com) or 800-832-8914

# Posts & Accessories



**Post Styles**  
Promenade, Colonnade and Smooth



**Newel Post**  
Includes post mounting bracket  
(Caps and Collars sold separately)



**Gothic Cap**  
Size: 4" x 4"



**Dome Cap**  
Size: 4" x 4"



**Flat Cap**  
Available in three sizes:  
4" x 4", 5" x 5" and 6" x 6"



**New England Cap**  
Available in three sizes:  
4" x 4", 5" x 5" and 6" x 6"




**Post Mounting Bracket with Leveling Plate**  
Offered for 4" and 5" posts



**Trim Collar**



**Post Wrap**  
Fluted: Fits 4", 6" and 8" posts  
Smooth: Fits 4" and 6" posts



**Structural Post**  
(Cross section)



**Post Brackets**  
Universal with  
38" and 44" posts



**Column Adaptor**



**22 1/2° and 45° Adaptors**  
Straight and Stair



**Stair Rail Bracket**  
Included in Stair Rail Sections



**Secondary Handrail**

Designed to allow a continuous rail surface from the top to the bottom of a stairway.  
Various configurations are available to meet design needs.